

### General information about company

Scrip code	532313
NSE Symbol	MAHLIFE
MSEI Symbol	NOTLISTED
ISIN	INE813A01018
Name of the company	Mahindra Lifespace Developers Limited
Whether company is SME	No
Class of Security	Equity Shares
Type of report	Quarterly
Quarter Ended / Half year ended/Date of Report (For Prelisting / Allotment)	30-06-2023
Date of allotment / extinguishment (in case Capital Restructuring selected) / Listing Date	
Shareholding pattern filed under	Regulation 31 (1) (b)
Whether the listed entity is Public Sector Undertaking (PSU)?	No

### Declaration

Sr. No.	Particular	Yes/No	Promoter and Promoter Group	Public shareholder	Non Promoter- Non Public
1	Whether the Listed Entity has issued any partly paid up shares?	No	No	No	No
2	Whether the Listed Entity has issued any Convertible Securities ?	No	No	No	No
3	Whether the Listed Entity has issued any Warrants ?	No	No	No	No
4	Whether the Listed Entity has any shares against which depository receipts are issued?	No	No	No	No
5	Whether the Listed Entity has any shares in locked-in?	No	No	No	No
6	Whether any shares held by promoters are pledge or otherwise encumbered?	No	No		
7	Whether company has equity shares with differential voting rights?	No	No	No	No
8	Whether the listed entity has any significant beneficial owner?	No			

**Table VI - Statement showing foreign ownership limits**

<b>Particular</b>	<b>Approved limits (%)</b>	<b>Limits utilized (%)</b>
As on shareholding date	100	13
As on the end of previous 1st quarter	100	12
As on the end of previous 2nd quarter	100	12
As on the end of previous 3rd quarter	100	12
As on the end of previous 4th quarter	100	11

**Table I - Summary Statement holding of specified securities**

Category (I)	Category of shareholder (II)	Nos. Of shareholders (III)	No. of fully paid up equity shares held (IV)	No. Of Partly paid-up equity shares held (V)	No. Of shares underlying Depository Receipts (VI)	Total nos. shares held (VII) = (IV)+ (V)+ (VI)	Shareholding as a % of total no. of shares (calculated as per SCRR, 1957) (VIII) As a % of (A+B+C2)	Number of Voting Rights held in each class of securities (IX)			
								No of Voting (XIV) Rights			Total as a % of (A+B+C)
								Class eg: X	Class eg:y	Total	
(A)	Promoter & Promoter Group	1	79319550			79319550	51.2	79319550		79319550	51.2
(B)	Public	74131	75609457			75609457	48.8	75609457		75609457	48.8
(C)	Non Promoter-Non Public										
(C1)	Shares underlying DRs										
(C2)	Shares held by Employee Trusts										
	Total	74132	154929007			154929007	100	154929007		154929007	100

**Table I - Summary Statement holding of specified securities**

Category (I)	Category of shareholder (II)	No. Of Shares Underlying Outstanding convertible securities (X)	No. of Shares Underlying Outstanding Warrants (Xi)	No. Of Shares Underlying Outstanding convertible securities and No. Of Warrants (Xi) (a)	Shareholding , as a % assuming full conversion of convertible securities ( as a percentage of diluted share capital) (XI)= (VII)+(X) As a % of (A+B+C2)	Number of Locked in shares (XII)		Number of Shares pledged or otherwise encumbered (XIII)		Number of equity shares held in dematerialized form (XIV)	Sub-categorization of shares		
						No. (a)	As a % of total Shares held (b)	No. (a)	As a % of total Shares held (b)		Sub-category (i)	Sub-category (ii)	Sub-category (iii)
(A)	Promoter & Promoter Group				51.2					79319550			
(B)	Public				48.8					74652931	0	0	0
(C)	Non Promoter-Non Public												
(C1)	Shares underlying DRs												
(C2)	Shares held by Employee Trusts												
	Total				100					153972481	0	0	0

**Table II - Statement showing shareholding pattern of the Promoter and Promoter Group**

Sr.	Category & Name of the Shareholders (I)	Nos. Of shareholders (III)	No. of fully paid up equity shares held (IV)	No. Of Partly paid-up equity shares held (V)	No. Of shares underlying Depository Receipts (VI)	Total nos. shares held (VII) = (IV)+(V)+(VI)	Shareholding as a % of total no. of shares (calculated as per SCRR, 1957) (VIII) As a % of (A+B+C2)	Number of Voting Rights held in each class of securities (IX)			
								No of Voting (XIV) Rights			Total as a % of Total Voting rights
								Class eg: X	Class eg:y	Total	
A	Table II - Statement showing shareholding pattern of the Promoter and Promoter Group										
(1)	Indian										
(d)	Any Other (specify)	1	79319550			79319550	51.2	79319550		79319550	51.2
Sub-Total (A)(1)		1	79319550			79319550	51.2	79319550		79319550	51.2
(2)	Foreign										
Total Shareholding of Promoter and Promoter Group (A)=(A)(1)+(A)(2)		1	79319550			79319550	51.2	79319550		79319550	51.2
B	Table III - Statement showing shareholding pattern of the Public shareholder										
(1)	Institutions (Domestic)										
(a)	Mutual Funds	15	29811827			29811827	19.24	29811827		29811827	19.24
(e)	Alternate Investment Funds	3	660523			660523	0.43	660523		660523	0.43
(d)	Banks	9	15564			15564	0.01	15564		15564	0.01
(e)	Insurance Companies	1	279382			279382	0.18	279382		279382	0.18
(i)	NBFCs registered with RBI	3	4861			4861	0	4861		4861	0
Sub-Total (B)(1)		31	30772157			30772157	19.86	30772157		30772157	19.86
(2)	Institutions (Foreign)										
(d)	Foreign Portfolio Investors Category I	87	15965009			15965009	10.3	15965009		15965009	10.3
(e)	Foreign Portfolio Investors Category II	3	1789399			1789399	1.15	1789399		1789399	1.15
(g)	Any Other (specify)	16	4267			4267	0	4267		4267	0
Sub-Total (B)(2)		106	17758675			17758675	11.46	17758675		17758675	11.46
(3)	Central Government / State Government(s)										
(4)	Non-institutions										
(c)	Key Managerial Personnel	2	16457			16457	0.01	16457		16457	0.01
(f)	Investor Education and Protection Fund (IEPF)	1	565550			565550	0.37	565550		565550	0.37
	Resident Individuals										

(g)	holding nominal share capital up to Rs. 2 lakhs	71122	12570867			12570867	8.11	12570867		12570867	8.11
(h)	Resident Individuals holding nominal share capital in excess of Rs. 2 lakhs	79	7339844			7339844	4.74	7339844		7339844	4.74
(i)	Non Resident Indians (NRIs)	1254	1426302			1426302	0.92	1426302		1426302	0.92
(k)	Foreign Companies	2	33			33	0	33		33	0
(l)	Bodies Corporate	489	3422576			3422576	2.21	3422576		3422576	2.21
(m)	Any Other (specify)	1045	1736996			1736996	1.12	1736996		1736996	1.12
Sub-Total (B)(4)		73994	27078625			27078625	17.48	27078625		27078625	17.48
Total Public Shareholding (B)=(B)(1)+(B)(2)+(B)(3)+(B)(4)		74131	75609457			75609457	48.8	75609457		75609457	48.8
C	Table IV - Statement showing shareholding pattern of the Non Promoter- Non Public shareholder										
Total ( A+B+C2 )		74132	154929007			154929007	100	154929007		154929007	100
Total (A+B+C )		74132	154929007			154929007	100	154929007		154929007	100

**Table II - Statement showing shareholding pattern of the Promoter and Promoter Group**

Sr.	No. Of Shares Underlying Outstanding convertible securities (X)	No. of Shares Underlying Outstanding Warrants (Xi)	No. Of Shares Underlying Outstanding convertible securities and No. Of Warrants (Xi) (a)	Shareholding , as a % assuming full conversion of convertible securities ( as a percentage of diluted share capital) (XI)= (VII)+(X) As a % of (A+B+C2)	Number of Locked in shares (XII)		Number of Shares pledged or otherwise encumbered (XIII)		Number of equity shares held in dematerialized form (XIV)	Sub-categorization of shares		
					No. (a)	As a % of total Shares held (b)	No. (a)	As a % of total Shares held (b)		Sub-category (i)	Sub-category (ii)	Sub-category (iii)
A	Table II - Statement showing shareholding pattern of the Promoter and Promoter Group											
(1)	Indian											
(d)				51.2					79319550			
Sub-Total (A) (1)				51.2					79319550			
(2)	Foreign											
Total Shareholding of Promoter and Promoter Group (A)= (A)(1)+(A)(2)				51.2					79319550			
B	Table III - Statement showing shareholding pattern of the Public shareholder											
(1)	Institutions (Domestic)											
(a)				19.24					29811787	0	0	0
(c)				0.43					660523	0	0	0
(d)				0.01					15564	0	0	0
(e)				0.18					279382	0	0	0
(i)				0					4861	0	0	0
Sub-Total (B) (1)				19.86					30772117	0	0	0
(2)	Institutions (Foreign)											
(d)				10.3					15965009	0	0	0
(e)				1.15					1789399	0	0	0
(g)				0					2412	0	0	0
Sub-Total (B) (2)				11.46					17756820	0	0	0
(3)	Central Government / State Government(s)											
(4)	Non-institutions											
(c)				0.01					16457	0	0	0
(f)				0.37					565550	0	0	0
(g)				8.11					11674772	0	0	0
(h)				4.74					7293170	0	0	0
(i)				0.92					1422392	0	0	0
(k)				0					33	0	0	0
(l)				2.21					3414624	0	0	0




(m)				1.12					1736996	0	0	0
Sub-Total (B) (4)				17.48					26123994	0	0	0
Total Public Shareholding (B)=(B)(1)+ (B)(2)+(B)(3)+(B)(4)				48.8					74652931	0	0	0
C	Table IV - Statement showing shareholding pattern of the Non Promoter- Non Public shareholder											
Total (A+B+C2)				100					153972481			
Total (A+B+C)				100					153972481			

**Any Other (specify)**

Serial No.	1	
Category	Other	<a href="#">Click here to go back</a>
Name of the Shareholders (I)	Mahindra and Mahindra Limited	
PAN (II)	AAACM3025E	Total
No. of the Shareholders (I)	1	1
No. of fully paid up equity shares held (IV)	79319550	79319550
No. Of Partly paid-up equity shares held (V)		
No. Of shares underlying Depository Receipts (VI)		
Total nos. shares held (VII) = (IV)+ (V)+ (VI)	79319550	79319550
Shareholding as a % of total no. of shares (calculated as per SCRR, 1957) (VIII) As a % of (A+B+C2)	51.2	51.2
<b>Number of Voting Rights held in each class of securities (IX)</b>		
Class eg: X	79319550	79319550
Class eg:y		
Total	79319550	79319550
Total as a % of Total Voting rights	51.2	51.2
No. Of Shares Underlying Outstanding convertible securities (X)		
No. of Shares Underlying Outstanding Warrants (Xi)		
No. Of Shares Underlying Outstanding convertible securities and No. Of Warrants (Xi) (a)		
Shareholding , as a % assuming full conversion of convertible securities (as a percentage of diluted share	51.2	51.2

capital) (XI)= (VII)+(X) As a % of (A+B+C2)		
Number of Locked in shares (XII)		
No. (a)		
As a % of total Shares held (b)		
Number of Shares pledged or otherwise encumbered (XIII)		
No. (a)		
As a % of total Shares held (b)		
Number of equity shares held in dematerialized form (XIV)	79319550	79319550
Reason for not providing PAN		
Reason for not providing PAN		
Shareholder type	Promoter	



### Mutual Funds


Serial No.	1	2	3	4	
Name of the Shareholders (I)	ICICI PRUDENTIAL SMALLCAP INDEX FUND ALONGWITH SUB ACCOUNTS	HSBC MULTI CAP FUND ALONGWITH SUB ACCOUNTS	KOTAK MAHINDRA TRUSTEE CO LTD A/C KOTAK BUSINESS ALONGWITH SUB ACCOUNTS	NIPPON LIFE INDIA TRUSTEE LTD-A/C NIPPON INDIA NIF ALONGWITH SUB ACCOUNTS	Click here to go back
PAN (II)	AAAAI0038F	AAATH2467G	AAATK4475F	AAATR0090B	Total
No. of fully paid up equity shares held (IV)	6418171	6077800	10215295	3101437	25812703
No. Of Partly paid-up equity shares held (V)					
No. Of shares underlying Depository Receipts (VI)					
Total nos. shares held (VII) = (IV)+ (V)+ (VI)	6418171	6077800	10215295	3101437	25812703
Shareholding as a % of total no. of shares (calculated as per SCRR, 1957) (VIII) As a % of (A+B+C2)	4.14	3.92	6.59	2	16.66
<b>Number of Voting Rights held in each class of securities (IX)</b>					
Class eg: X	6418171	6077800	10215295	3101437	25812703
Class eg:y					
Total	6418171	6077800	10215295	3101437	25812703
Total as a % of Total Voting rights	4.14	3.92	6.59	2	16.66
No. Of Shares Underlying Outstanding convertible securities (X)					
No. of Shares Underlying Outstanding Warrants (Xi)					
No. Of Shares Underlying Outstanding convertible securities and No. Of Warrants (Xi) (a)					
Shareholding , as a % assuming full conversion of convertible securities (as a percentage of diluted share capital) (XI)= (VII)+(X) As a % of (A+B+C2)	4.14	3.92	6.59	2	16.66

Number of Locked in shares (XII)					
No. (a)					
As a % of total Shares held (b)					
Number of equity shares held in dematerialized form (XIV)	6418171	6077800	10215295	3101437	25812703
Reason for not providing PAN					
Reason for not providing PAN					
Sub-categorization of shares					
Shareholding (No. of shares) under					
Sub-category (i)	0	0	0	0	0
Sub-category (ii)	0	0	0	0	0
Sub-category (iii)	0	0	0	0	0

### Foreign Portfolio Investors Category I

Serial No.	1	2	3	
Name of the Shareholders (I)	CAISSE DE DEPOT ET PLACEMENT DU QUEBEC - FIRST STATE INVESTMENTS INTERNATIONAL LIMITED	GOLDMAN SACHS FUNDS - GOLDMAN SACHS INDIA EQUITY P	KOTAK FUNDS - INDIA MIDCAP FUND ALONGWITH SUB ACCOUNTS	<a href="#">Click here to go back</a>
PAN (II)	AADCC1811B	AAGCG9887L	AAGCK4148L	Total
No. of fully paid up equity shares held (IV)	1592749	1635341	2170020	5398110
No. Of Partly paid-up equity shares held (V)				
No. Of shares underlying Depository Receipts (VI)				
Total nos. shares held (VII) = (IV)+ (V)+ (VI)	1592749	1635341	2170020	5398110
Shareholding as a % of total no. of shares (calculated as per SCRR, 1957) (VIII) As a % of (A+B+C2)	1.03	1.06	1.4	3.48
<b>Number of Voting Rights held in each class of securities (IX)</b>				
Class eg: X	1592749	1635341	2170020	5398110
Class eg:y				
Total	1592749	1635341	2170020	5398110
Total as a % of Total Voting rights	1.03	1.06	1.4	3.48
No. Of Shares Underlying Outstanding convertible securities (X)				
No. of Shares Underlying Outstanding Warrants (Xi)				
No. Of Shares Underlying Outstanding convertible securities and No. Of Warrants (Xi) (a)				
Shareholding , as a % assuming full conversion of convertible securities (as a percentage of diluted share capital) (XI)= (VII)+(X) As a % of (A+B+C2)	1.03	1.06	1.4	3.48

Number of Locked in shares (XII)				
No. (a)				
As a % of total Shares held (b)				
Number of equity shares held in dematerialized form (XIV)	1592749	1635341	2170020	5398110
Reason for not providing PAN				
Reason for not providing PAN				
Sub-categorization of shares				
Shareholding (No. of shares) under				
Sub-category (i)	0	0	0	0
Sub-category (ii)	0	0	0	0
Sub-category (iii)	0	0	0	0




**Any Other (specify)**

Serial No.	1	2	
Category	Other	Other	
Category / More than 1 percentage	Category	Category	<a href="#">Click here to go back</a>
Name of the Shareholders (I)	FOREIGN INSTITUTIONAL INVESTORS	BANKS	
PAN (II)			Total
No. of the Shareholders (I)	12	4	16
No. of fully paid up equity shares held (IV)	1855	2412	4267
No. Of Partly paid-up equity shares held (V)			
No. Of shares underlying Depository Receipts (VI)			
Total nos. shares held (VII) = (IV)+ (V)+ (VI)	1855	2412	4267
Shareholding as a % of total no. of shares (calculated as per SCRR, 1957) (VIII) As a % of (A+B+C2)	0	0	0
<b>Number of Voting Rights held in each class of securities (IX)</b>			
Class eg: X	1855	2412	4267
Class eg:y			
Total	1855	2412	4267
Total as a % of Total Voting rights	0	0	0
No. Of Shares Underlying Outstanding convertible securities (X)			
No. of Shares Underlying Outstanding Warrants (Xi)			
No. Of Shares Underlying Outstanding convertible securities and Warrants (X)			
Shareholding , as a % assuming full conversion of convertible securities (as a percentage of	0	0	0




diluted share capital) (XI)= (VII)+(X) As a % of (A+B+C2)			
Number of Locked in shares (XII)			
No. (a)			
As a % of total Shares held (b)			
Number of equity shares held in dematerialized form (XIV)	0	2412	2412
Reason for not providing PAN			
Reason for not providing PAN			
Sub-categorization of shares			
Shareholding (No. of shares) under			
Sub-category (i)	0	0	0
Sub-category (ii)	0	0	0
Sub-category (iii)	0	0	0



## Foreign Portfolio Category II

Serial No.	1	
Name of the Shareholders (I)	THE SCOTTISH ORIENTAL SMALLER COMPANIES TRUSTPLC	<a href="#">Click here to go back</a>
PAN (II)	AAFCS8093R	Total
No. of fully paid up equity shares held (IV)	1589066	1589066
No. Of Partly paid-up equity shares held (V)		
No. Of shares underlying Depository Receipts (VI)		
Total nos. shares held (VII) = (IV)+ (V)+ (VI)	1589066	1589066
Shareholding as a % of total no. of shares (calculated as per SCRR, 1957) (VIII) As a % of (A+B+C2)	1.03	1.03
<b>Number of Voting Rights held in each class of securities (IX)</b>		
Class eg: X	1589066	1589066
Class eg:y		
Total	1589066	1589066
Total as a % of Total Voting rights	1.03	1.03
No. of Shares Underlying Outstanding Warrants (Xi)		
No. Of Warrants (Xi)		
No. Of Shares Underlying Outstanding convertible securities and No. Of Warrants (Xi) (a)		
Shareholding , as a % assuming full conversion of convertible securities (as a percentage of diluted share capital) (XI)= (VII)+(X) As a % of (A+B+C2)	1.03	1.03
<b>Number of Locked in shares (XII)</b>		
No. (a)		
As a % of total		


Shares held (b)		
Number of equity shares held in dematerialized form (XIV)	1589066	1589066
Reason for not providing PAN		
Reason for not providing PAN		
Sub-categorization of shares		
Shareholding (No. of shares) under		
Sub-category (i)	0	0
Sub-category (ii)	0	0
Sub-category (iii)	0	0



**Any Other (specify)**

Serial No.	1	2	3	4	
Category	Clearing Members	HUF	Trusts	Employees	
Category / More than 1 percentage	Category	Category	Category	Category	
Name of the Shareholders (I)					<a href="#">Click here to go back</a>
PAN (II)					Total
No. of the Shareholders (I)	3	1038	3	1	1045
No. of fully paid up equity shares held (IV)	409	1707986	27989	612	1736996
No. Of Partly paid-up equity shares held (V)					
No. Of shares underlying Depository Receipts (VI)					
Total nos. shares held (VII) = (IV)+ (V)+ (VI)	409	1707986	27989	612	1736996
Shareholding as a % of total no. of shares (calculated as per SCRR, 1957) (VIII) As a % of (A+B+C2)	0	1.1	0.02	0	1.12
<b>Number of Voting Rights held in each class of securities (IX)</b>					
Class eg: X	409	1707986	27989	612	1736996
Class eg:y					
Total	409	1707986	27989	612	1736996
Total as a % of Total Voting rights	0	1.1	0.02	0	1.12
No. Of Shares Underlying Outstanding convertible securities (X)					
No. of Shares Underlying Outstanding Warrants (Xi)					
No. Of Shares Underlying Outstanding convertible securities and No. Of Warrants (Xi) (a)					
Shareholding , as a % assuming full conversion of convertible securities (as a					

percentage of diluted share capital) (XI)= (VII)+(X) As a % of (A+B+C2)	0	1.1	0.02	0	1.12
Number of Locked in shares (XII)					
No. (a)					
As a % of total Shares held (b)					
Number of equity shares held in dematerialized form (XIV)	409	1707986	27989	612	1736996
Reason for not providing PAN					
Reason for not providing PAN					
Sub-categorization of shares					
Shareholding (No. of shares) under					
Sub-category (i)	0	0	0	0	0
Sub-category (ii)	0	0	0	0	0
Sub-category (iii)	0	0	0	0	0



**Details of Shares which remain unclaimed for Public**

Serial No.	Number of shareholders	Outstanding shares held in demat or unclaimed suspense account	voting rights which are frozen	Disclosure of notes on shares which remain unclaimed for public shareholders
1	517	34483		Textual Information(1)

**Text Block**

Textual Information(1)

The Company has disclosed suspense account and pool account details herein in this quarter.

