

General information about company

Scrip code	532313
NSE Symbol	MAHLIFE
MSEI Symbol	NOTLISTED
ISIN	INE813A01018
Name of the company	Mahindra Lifespace Developers Limited
Whether company is SME	No
Class of Security	Equity Shares
Type of report	Quarterly
Quarter Ended / Half year ended/Date of Report (For Prelisting / Allotment)	31-03-2023
Date of allotment / extinguishment (in case Capital Restructuring selected) / Listing Date	
Shareholding pattern filed under	Regulation 31 (1) (b)
Whether the listed entity is Public Sector Undertaking (PSU)?	No

Declaration

Sr. No.	Particular	Yes/No	Promoter and Promoter Group	Public shareholder	Non Promoter- Non Public
1	Whether the Listed Entity has issued any partly paid up shares?	No	No	No	No
2	Whether the Listed Entity has issued any Convertible Securities ?	No	No	No	No
3	Whether the Listed Entity has issued any Warrants ?	No	No	No	No
4	Whether the Listed Entity has any shares against which depository receipts are issued?	No	No	No	No
5	Whether the Listed Entity has any shares in locked-in?	No	No	No	No
6	Whether any shares held by promoters are pledge or otherwise encumbered?	No	No		
7	Whether company has equity shares with differential voting rights?	No	No	No	No
8	Whether the listed entity has any significant beneficial owner?	No			

Table VI - Statement showing foreign ownership limits

Particular	Approved limits (%)	Limits utilized (%)
As on shareholding date	100	12
As on the end of previous 1st quarter	100	12
As on the end of previous 2nd quarter	100	12
As on the end of previous 3rd quarter	100	11
As on the end of previous 4th quarter	100	10

Table I - Summary Statement holding of specified securities

Category (I)	Category of shareholder (II)	Nos. Of shareholders (III)	No. of fully paid up equity shares held (IV)	No. Of Partly paid-up equity shares held (V)	No. Of shares underlying Depository Receipts (VI)	Total nos. shares held (VII) = (IV)+ (V)+ (VI)	Shareholding as a % of total no. of shares (calculated as per SCRR, 1957) (VIII) As a % of (A+B+C2)	Number of Voting Rights held in each class of securities (IX)			
								No of Voting (XIV) Rights			Total as a % of (A+B+C)
								Class eg: X	Class eg:y	Total	
(A)	Promoter & Promoter Group	1	79319550			79319550	51.28	79319550		79319550	51.28
(B)	Public	72864	75347635			75347635	48.72	75347635		75347635	48.72
(C)	Non Promoter-Non Public										
(C1)	Shares underlying DRs										
(C2)	Shares held by Employee Trusts										
	Total	72865	154667185			154667185	100	154667185		154667185	100

Table I - Summary Statement holding of specified securities

Category (I)	Category of shareholder (II)	No. Of Shares Underlying Outstanding convertible securities (X)	No. of Shares Underlying Outstanding Warrants (Xi)	No. Of Shares Underlying Outstanding convertible securities and No. Of Warrants (Xi) (a)	Shareholding , as a % assuming full conversion of convertible securities (as a percentage of diluted share capital) (XI)= (VII)+(X) As a % of (A+B+C2)	Number of Locked in shares (XII)		Number of Shares pledged or otherwise encumbered (XIII)		Number of equity shares held in dematerialized form (XIV)	Sub-categorization of shares		
						No. (a)	As a % of total Shares held (b)	No. (a)	As a % of total Shares held (b)		Sub-category (i)	Sub-category (ii)	Sub-category (iii)
(A)	Promoter & Promoter Group				51.28					79319550			
(B)	Public				48.72					74352431	0	0	0
(C)	Non Promoter-Non Public												
(C1)	Shares underlying DRs												
(C2)	Shares held by Employee Trusts												
	Total				100					153671981	0	0	0

Table II - Statement showing shareholding pattern of the Promoter and Promoter Group

Sr.	Category & Name of the Shareholders (I)	Nos. Of shareholders (III)	No. of fully paid up equity shares held (IV)	No. Of Partly paid-up equity shares held (V)	No. Of shares underlying Depository Receipts (VI)	Total nos. shares held (VII) = (IV)+(V)+(VI)	Shareholding as a % of total no. of shares (calculated as per SCRR, 1957) (VIII) As a % of (A+B+C2)	Number of Voting Rights held in each class of securities (IX)			
								No of Voting (XIV) Rights			Total as a % of Total Voting rights
								Class eg: X	Class eg:y	Total	
A	Table II - Statement showing shareholding pattern of the Promoter and Promoter Group										
(1)	Indian										
(d)	Any Other (specify)	1	79319550			79319550	51.28	79319550		79319550	51.28
Sub-Total (A)(1)		1	79319550			79319550	51.28	79319550		79319550	51.28
(2)	Foreign										
Total Shareholding of Promoter and Promoter Group (A)=(A)(1)+(A)(2)		1	79319550			79319550	51.28	79319550		79319550	51.28
B	Table III - Statement showing shareholding pattern of the Public shareholder										
(1)	Institutions (Domestic)										
(a)	Mutual Funds	14	29501842			29501842	19.07	29501842		29501842	19.07
(c)	Alternate Investment Funds	2	488646			488646	0.32	488646		488646	0.32
(d)	Banks	9	15564			15564	0.01	15564		15564	0.01
(e)	Insurance Companies	2	58598			58598	0.04	58598		58598	0.04
(i)	NBFCs registered with RBI	3	4861			4861	0	4861		4861	0
Sub-Total (B)(1)		30	30069511			30069511	19.44	30069511		30069511	19.44
(2)	Institutions (Foreign)										
(d)	Foreign Portfolio Investors Category I	90	15736759			15736759	10.17	15736759		15736759	10.17
(e)	Foreign Portfolio Investors Category II	3	1752524			1752524	1.13	1752524		1752524	1.13
(g)	Any Other (specify)	16	4267			4267	0	4267		4267	0
Sub-Total (B)(2)		109	17493550			17493550	11.31	17493550		17493550	11.31
(3)	Central Government / State Government(s)										
(4)	Non-institutions										
(b)	Directors and their relatives (excluding independent directors and nominee directors)	1	362600			362600	0.23	362600		362600	0.23
(c)	Key Managerial Personnel	2	10686			10686	0.01	10686		10686	0.01
	Investor Education										

(f)	and Protection Fund (IEPF)	1	565979			565979	0.37	565979		565979	0.37
(g)	Resident Individuals holding nominal share capital up to Rs. 2 lakhs	69845	12520658			12520658	8.1	12520658		12520658	8.1
(h)	Resident Individuals holding nominal share capital in excess of Rs. 2 lakhs	80	7412381			7412381	4.79	7412381		7412381	4.79
(i)	Non Resident Indians (NRIs)	1272	1415834			1415834	0.92	1415834		1415834	0.92
(k)	Foreign Companies	2	33			33	0	33		33	0
(l)	Bodies Corporate	469	3754937			3754937	2.43	3754937		3754937	2.43
(m)	Any Other (specify)	1053	1741466			1741466	1.13	1741466		1741466	1.13
Sub-Total (B)(4)		72725	27784574			27784574	17.96	27784574		27784574	17.96
Total Public Shareholding (B)=(B)(1)+(B)(2)+(B)(3)+(B)(4)		72864	75347635			75347635	48.72	75347635		75347635	48.72
C	Table IV - Statement showing shareholding pattern of the Non Promoter- Non Public shareholder										
Total (A+B+C2)		72865	154667185			154667185	100	154667185		154667185	100
Total (A+B+C)		72865	154667185			154667185	100	154667185		154667185	100

Table II - Statement showing shareholding pattern of the Promoter and Promoter Group

Sr.	No. Of Shares Underlying Outstanding convertible securities (X)	No. of Shares Underlying Outstanding Warrants (Xi)	No. Of Shares Underlying Outstanding convertible securities and No. Of Warrants (Xi) (a)	Shareholding , as a % assuming full conversion of convertible securities (as a percentage of diluted share capital) (XI)= (VII)+(X) As a % of (A+B+C2)	Number of Locked in shares (XII)		Number of Shares pledged or otherwise encumbered (XIII)		Number of equity shares held in dematerialized form (XIV)	Sub-categorization of shares		
					No. (a)	As a % of total Shares held (b)	No. (a)	As a % of total Shares held (b)		Sub-category (i)	Sub-category (ii)	Sub-category (iii)
A	Table II - Statement showing shareholding pattern of the Promoter and Promoter Group											
(1)	Indian											
(d)				51.28					79319550			
Sub-Total (A)(1)				51.28					79319550			
(2)	Foreign											
Total Shareholding of Promoter and Promoter Group (A)= (A)(1)+(A) (2)				51.28					79319550			
B	Table III - Statement showing shareholding pattern of the Public shareholder											
(1)	Institutions (Domestic)											
(a)				19.07					29501802	0	0	0
(c)				0.32					488646	0	0	0
(d)				0.01					15564	0	0	0
(e)				0.04					58598	0	0	0
(i)				0					4861	0	0	0
Sub-Total (B) (1)				19.44					30069471	0	0	0
(2)	Institutions (Foreign)											
(d)				10.17					15736759	0	0	0
(e)				1.13					1752524	0	0	0
(g)				0					2412	0	0	0
Sub-Total (B) (2)				11.31					17491695	0	0	0
(3)	Central Government / State Government(s)											
(4)	Non-institutions											
(b)				0.23					362600	0	0	0
(c)				0.01					10686	0	0	0
(f)				0.37					565979	0	0	0
(g)				8.1					11585915	0	0	0
(h)				4.79					7365707	0	0	0
(i)				0.92					1411924	0	0	0
(k)				0					33	0	0	0

(l)				2.43					3746955	0	0	0
(m)				1.13					1741466	0	0	0
Sub-Total (B) (4)				17.96					26791265	0	0	0
Total Public Shareholding (B)=(B)(1)+ (B)(2)+(B) (3)+(B)(4)				48.72					74352431	0	0	0

C	Table IV - Statement showing shareholding pattern of the Non Promoter- Non Public shareholder											
Total (A+B+C2)				100					153671981			
Total (A+B+C)				100					153671981			
Disclosure of notes on shareholding pattern								Textual Information(1)				

Text Block


Textual Information()

The Share Transfer and Allotment Committee had approved allotment of 21,035 shares to 6 allottees under ESOS-2012 scheme. Listing Application from stock exchange is under process. Therefore, the Company has disclosed the same under issued capital and Physical as on 31st March, 2023.

Any Other (specify)

Serial No.	1	
Category	Other	Click here to go back
Name of the Shareholders (I)	MAHINDRA AND MAHINDRA LTD	
PAN (II)	AAACM3025E	Total
No. of the Shareholders (I)	1	1
No. of fully paid up equity shares held (IV)	79319550	79319550
No. Of Partly paid-up equity shares held (V)		
No. Of shares underlying Depository Receipts (VI)		
Total nos. shares held (VII) = (IV)+ (V)+ (VI)	79319550	79319550
Shareholding as a % of total no. of shares (calculated as per SCRR, 1957) (VIII) As a % of (A+B+C2)	51.28	51.28
Number of Voting Rights held in each class of securities (IX)		
Class eg: X	79319550	79319550
Class eg:y		
Total	79319550	79319550
Total as a % of Total Voting rights	51.28	51.28
No. Of Shares Underlying Outstanding convertible securities (X)		
No. of Shares Underlying Outstanding Warrants (Xi)		
No. Of Shares Underlying Outstanding convertible securities and No. Of Warrants (Xi) (a)		
Shareholding , as a % assuming full conversion of convertible securities (as a percentage of	51.28	51.28


diluted share capital) (XI)= (VII)+(X) As a % of (A+B+C2)		
Number of Locked in shares (XII)		
No. (a)		
As a % of total Shares held (b)		
Number of Shares pledged or otherwise encumbered (XIII)		
No. (a)		
As a % of total Shares held (b)		
Number of equity shares held in dematerialized form (XIV)	79319550	79319550
Reason for not providing PAN		
Reason for not providing PAN		
Shareholder type	Promoter	



Mutual Funds

Serial No.	1	2	3	4	
Name of the Shareholders (I)	ICICI PRUDENTIAL SMALLCAP INDEX FUND ALONGWITH SUB ACCOUNTS	HSBC MULTI CAP FUND ALONGWITH SUB ACCOUNTS	KOTAK MAHINDRA TRUSTEE CO LTD A/C KOTAK BUSINESS ALONGWITH SUB ACCOUNTS	NIPPON LIFE INDIA TRUSTEE LTD-A/C NIPPON INDIA NIF ALONGWITH SUB ACCOUNTS	Click here to go back
PAN (II)	AAAAI0038F	AAATH2467G	AAATK4475F	AAATR0090B	Total
No. of fully paid up equity shares held (IV)	6412922	6765000	9805002	3099690	26082614
No. Of Partly paid-up equity shares held (V)					
No. Of shares underlying Depository Receipts (VI)					
Total nos. shares held (VII) = (IV)+ (V)+ (VI)	6412922	6765000	9805002	3099690	26082614
Shareholding as a % of total no. of shares (calculated as per SCRR, 1957) (VIII) As a % of (A+B+C2)	4.15	4.37	6.34	2	16.86
Number of Voting Rights held in each class of securities (IX)					
Class eg: X	6412922	6765000	9805002	3099690	26082614
Class eg:y					
Total	6412922	6765000	9805002	3099690	26082614
Total as a % of Total Voting rights	4.15	4.37	6.34	2	16.86
No. Of Shares Underlying Outstanding convertible securities (X)					
No. of Shares Underlying Outstanding Warrants (Xi)					
No. Of Shares Underlying Outstanding convertible securities and No. Of Warrants (Xi) (a)					
Shareholding , as a % assuming full conversion of convertible securities (as a percentage of diluted share capital) (XI)= (VII)+(X) As a % of (A+B+C2)	4.15	4.37	6.34	2	16.86


Number of Locked in shares (XII)					
No. (a)					
As a % of total Shares held (b)					
Number of equity shares held in dematerialized form (XIV)	6412922	6765000	9805002	3099690	26082614
Reason for not providing PAN					
Reason for not providing PAN					
Sub-categorization of shares					
Shareholding (No. of shares) under					
Sub-category (i)	0	0	0	0	0
Sub-category (ii)	0	0	0	0	0
Sub-category (iii)	0	0	0	0	0



Foreign Portfolio Investors Category I

Serial No.	1	2	3	
Name of the Shareholders (I)	CAISSE DE DEPOT ET PLACEMENT DU QUEBEC - FIRST STATE INVESTMENTS INTERNATIONAL LIMITED	GOLDMAN SACHS FUNDS - GOLDMAN SACHS INDIA EQUITY PORTFOLIO	KOTAK FUNDS - INDIA MIDCAP FUND ALONGWITH SUB ACCOUNTS	Click here to go back
PAN (II)	AADCC1811B	AAGCG9887L	AAGCK4148L	Total
No. of fully paid up equity shares held (IV)	1592749	1635341	1630998	4859088
No. Of Partly paid-up equity shares held (V)				
No. Of shares underlying Depository Receipts (VI)				
Total nos. shares held (VII) = (IV)+ (V)+ (VI)	1592749	1635341	1630998	4859088
Shareholding as a % of total no. of shares (calculated as per SCRR, 1957) (VIII) As a % of (A+B+C2)	1.03	1.06	1.05	3.14
Number of Voting Rights held in each class of securities (IX)				
Class eg: X	1592749	1635341	1630998	4859088
Class eg:y				
Total	1592749	1635341	1630998	4859088
Total as a % of Total Voting rights	1.03	1.06	1.05	3.14
No. Of Shares Underlying Outstanding convertible securities (X)				
No. of Shares Underlying Outstanding Warrants (Xi)				
No. Of Shares Underlying Outstanding convertible securities and No. Of Warrants (Xi) (a)				
Shareholding , as a % assuming full conversion of convertible securities (as a percentage of diluted share capital) (XI)= (VII)+(X) As a % of (A+B+C2)	1.03	1.06	1.05	3.14


Number of Locked in shares (XII)				
No. (a)				
As a % of total Shares held (b)				
Number of equity shares held in dematerialized form (XIV)	1592749	1635341	1630998	4859088
Reason for not providing PAN				
Reason for not providing PAN				
Sub-categorization of shares				
Shareholding (No. of shares) under				
Sub-category (i)	0	0	0	0
Sub-category (ii)	0	0	0	0
Sub-category (iii)	0	0	0	0



Any Other (specify)

Serial No.	1	2	
Category	Other	Other	
Category / More than 1 percentage	Category	Category	Click here to go back
Name of the Shareholders (I)	FOREIGN INSTITUTIONAL INVESTORS	BANKS	
PAN (II)			Total
No. of the Shareholders (I)	12	4	16
No. of fully paid up equity shares held (IV)	1855	2412	4267
No. Of Partly paid-up equity shares held (V)			
No. Of shares underlying Depository Receipts (VI)			
Total nos. shares held (VII) = (IV)+ (V)+ (VI)	1855	2412	4267
Shareholding as a % of total no. of shares (calculated as per SCRR, 1957) (VIII) As a % of (A+B+C2)	0	0	0
Number of Voting Rights held in each class of securities (IX)			
Class eg: X	1855	2412	4267
Class eg:y			
Total	1855	2412	4267
Total as a % of Total Voting rights	0	0	0
No. Of Shares Underlying Outstanding convertible securities (X)			
No. of Shares Underlying Outstanding Warrants (Xi)			
No. Of Shares Underlying Outstanding convertible securities and Warrants (X)			
Shareholding , as a % assuming full conversion of convertible securities (as a percentage of	0	0	0


diluted share capital) (XI)= (VII)+(X) As a % of (A+B+C2)			
Number of Locked in shares (XII)			
No. (a)			
As a % of total Shares held (b)			
Number of equity shares held in dematerialized form (XIV)	0	2412	2412
Reason for not providing PAN			
Reason for not providing PAN			
Sub-categorization of shares			
Shareholding (No. of shares) under			
Sub-category (i)	0	0	0
Sub-category (ii)	0	0	0
Sub-category (iii)	0	0	0



Foreign Portfolio Category II

Serial No.	1	
Name of the Shareholders (I)	THE SCOTTISH ORIENTAL SMALLER COMPANIES TRUSTPLC	Click here to go back
PAN (II)	AAFCS8093R	Total
No. of fully paid up equity shares held (IV)	1552191	1552191
No. Of Partly paid-up equity shares held (V)		
No. Of shares underlying Depository Receipts (VI)		
Total nos. shares held (VII) = (IV)+ (V)+ (VI)	1552191	1552191
Shareholding as a % of total no. of shares (calculated as per SCRR, 1957) (VIII) As a % of (A+B+C2)	1	1
Number of Voting Rights held in each class of securities (IX)		
Class eg: X	1552191	1552191
Class eg:y		
Total	1552191	1552191
Total as a % of Total Voting rights	1	1
No. of Shares Underlying Outstanding Warrants (Xi)		
No. Of Warrants (Xi)		
No. Of Shares Underlying Outstanding convertible securities and No. Of Warrants (Xi) (a)		
Shareholding , as a % assuming full conversion of convertible securities (as a percentage of diluted share capital) (XI)= (VII)+(X) As a % of (A+B+C2)	1	1
Number of Locked in shares (XII)		
No. (a)		
As a % of total		


Shares held (b)		
Number of equity shares held in dematerialized form (XIV)	1552191	1552191
Reason for not providing PAN		
Reason for not providing PAN		
Sub-categorization of shares		
Shareholding (No. of shares) under		
Sub-category (i)	0	0
Sub-category (ii)	0	0
Sub-category (iii)	0	0



Any Other (specify)

Serial No.	1	2	3	4	
Category	Clearing Members	HUF	Trusts	Employees	
Category / More than 1 percentage	Category	Category	Category	Category	
Name of the Shareholders (I)					Click here to go back
PAN (II)					Total
No. of the Shareholders (I)	20	1028	4	1	1053
No. of fully paid up equity shares held (IV)	12657	1699680	28721	408	1741466
No. Of Partly paid-up equity shares held (V)					
No. Of shares underlying Depository Receipts (VI)					
Total nos. shares held (VII) = (IV)+ (V)+ (VI)	12657	1699680	28721	408	1741466
Shareholding as a % of total no. of shares (calculated as per SCRR, 1957) (VIII) As a % of (A+B+C2)	0.01	1.1	0.02	0	1.13
Number of Voting Rights held in each class of securities (IX)					
Class eg: X	12657	1699680	28721	408	1741466
Class eg:y					
Total	12657	1699680	28721	408	1741466
Total as a % of Total Voting rights	0.01	1.1	0.02	0	1.13
No. Of Shares Underlying Outstanding convertible securities (X)					
No. of Shares Underlying Outstanding Warrants (Xi)					
No. Of Shares Underlying Outstanding convertible securities and No. Of Warrants (Xi) (a)					
Shareholding , as a % assuming full conversion of convertible securities (as a					

percentage of diluted share capital) (XI)= (VII)+(X) As a % of (A+B+C2)	0.01	1.1	0.02	0	1.13
Number of Locked in shares (XII)					
No. (a)					
As a % of total Shares held (b)					
Number of equity shares held in dematerialized form (XIV)	12657	1699680	28721	408	1741466
Reason for not providing PAN					
Reason for not providing PAN					
Sub-categorization of shares					
Shareholding (No. of shares) under					
Sub-category (i)	0	0	0	0	0
Sub-category (ii)	0	0	0	0	0
Sub-category (iii)	0	0	0	0	0



Details of Shares which remain unclaimed for Public

Serial No.	Number of shareholders	Outstanding shares held in demat or unclaimed suspense account	voting rights which are frozen	Disclosure of notes on shares which remain unclaimed for public shareholders
1	517	34483		Textual Information(1)

Text Block

Textual Information(1)

The Company has disclosed suspense account and pool accounts details herein in this quarter.

